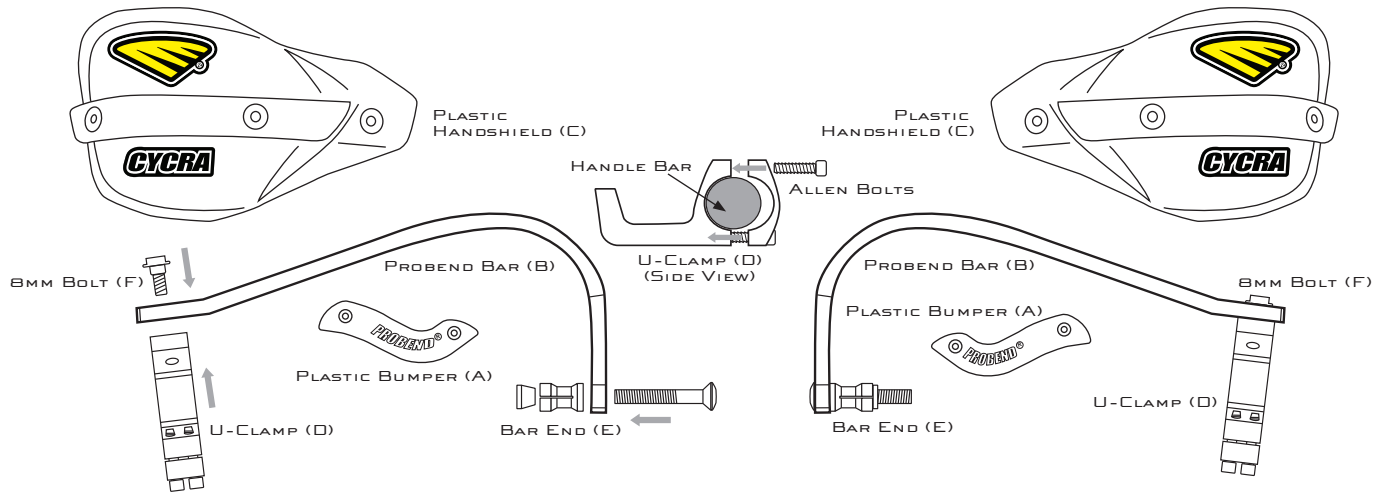




## PROBEND ALLOY HANDGUARD COMPLETE RACER PACK

THIS RACER PACK COMES COMPLETE WITH ALL MOUNTING HARDWARE, ALLOY BRUSH GUARDS AND HANDSHIELDS.

THESE HANDGUARDS PROVIDE YOU WITH THE MAXIMUM AMOUNT OF FREEDOM COMBINED WITH SUPERIOR PROTECTION FROM THE ELEMENTS.



### ASSEMBLY INSTRUCTIONS:

- (FIGURE 1) INSTALL THE PLASTIC BUMPERS (A) ONTO THE OUTSIDE OF THE PROBEND BARS (B) USING THE PRE-DRILLED HOLES AND SUPPLIED SELF-TAPPING PHILLIPS HEAD SCREWS.
- (FIGURE 2) INSTALL PLASTIC HANDSHIELDS (C) ONTO PROBEND BARS (B) USING THE PRE-DRILLED HOLES AND SUPPLIED SELF-TAPPING PHILLIPS HEAD SCREWS AND WASHERS.
- (FIGURE 3) LOOSEN THE CLUTCH PERCH ON THE BIKE AND MOVE TEMPORARILY IN ORDER TO INSTALL THE U-CLAMP (D).
- (FIGURE 4) INSTALL LEFT AND RIGHT U-CLAMPS (D) (MARKED BY "L" AND "R") ONTO THE HANDLEBARS IN APPROPRIATE LOCATIONS. PLACE THE TWO HALVES OVER HANDLEBARS AND TIGHTEN ALLEN BOLTS SLIGHTLY ALLOWING FOR ADJUSTMENT. (FOR BEST FIT, ROTATE U-CLAMPS TO POSITION THEM EITHER OVER OR UNDER CABLES.)
- (FIGURE 5) RE-POSITION CLUTCH PERCH AND TIGHTEN SLIGHTLY ALLOWING FOR ADJUSTMENT.
- (FIGURE 6) INSTALL BAR ENDS (E) INTO PROBEND BARS (B).
- (FIGURE 7) CUT OUT THE ENDS OF THE HANDLEBAR GRIPS AND INSERT BAR ENDS (E) INTO HANDLEBAR ENDS. (NOTE: BE SURE NOT TO SIEZE THROTTLE TUBE WHEN TIGHTENING BAR ENDS)
- (FIGURE 8) INSTALL PROBEND BARS (B) ONTO U-CLAMPS (D) USING THE SUPPLIED 8MM BOLTS.
- ADJUST PROBEND BARS TO DESIRED POSITIONS, THEN TIGHTEN U-CLAMPS (D), 8MM BOLTS (F), BAR ENDS (E) AND CLUTCH PERCH.
- CHECK FOR TIGHTNESS AND ENSURE THAT ALL CONTROLS/CABLES WORK FREELY AND ARE CLEAR OF ANY OBSTRUCTIONS!!!




Figure 1




Figure 2



Figure 3




Figure 4




Figure 5




Figure 6

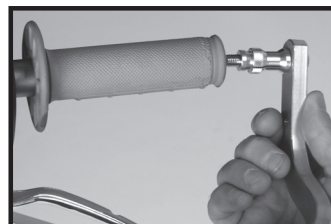


Figure 7



Figure 8

**WARNING:** PROBEND ALLOY HANDGUARDS ARE DESIGNED FOR USE ON OFF-ROAD MOTORCYCLES ONLY. THEY ARE NOT DESIGNED FOR ANY OTHER PURPOSE OR ANY OTHER CLASS OF MOTORCYCLE. PROBEND ALLOY HANDGUARDS ARE DESIGNED TO PROTECT FROM ROOST AND DEBRIS. HOWEVER, THEY MAY NOT PREVENT INJURY.

PROBEND IS A TRADEMARK DESIGN AND SHAPE - CYCRA RACING U.S.A. DBA SV PLASTICS, INC.